

Sunday, 22 May 2022

NOT SO

**SECRET
AGENTS**

NOT SO SECRET AGENTS: Hit the road

Acts 8:26-39 - Philip and the Ethiopian

MAIN IDEA

Be ready. God can use you anytime and anywhere. Kids will learn that the good news is for everyone and part of our mission is to help others understand.

MAY MISSION MONTH FOCUS

Bible Society - Remote Australia Bible Translation

MEMORY VERSE

"I'm not ashamed of the gospel: it is God's own power for salvation to all who have faith in God" Romans 1:16a (CEB)

SONGS

<https://youtu.be/WekVpGOqaq4>

<https://youtu.be/yPi2OTPFwhM>

Read Scripture reference: Acts 8:26-39

Or watch the story here: https://youtu.be/TGEqn7_teFo

LESSON

In the story, the Ethiopian man might have been able to read the Hebrew better than we can read Pitjantjatjara or Greek, but he needed Philip's explanation to help him understand it.

Sometimes we need help from someone to explain something too

When we learn to read something for ourselves though, in the language we speak it can make it easier to understand.

As not so secret agents we need to be ready like Philip was to listen to what God tells us and help others to understand His word too.

SCRIPTURE REFERENCES

Acts 8:26-39

God had a special mission for Philip – travel the road going from Jerusalem to Gaza. There, Philip met an Ethiopian man who was reading scripture, but did not understand what he was reading. Philip was able to explain the good news of Jesus to him, and lead him to become a follower of Jesus.

Sunday, 22 May 2022

NOT SO

NOT SO SECRET AGENTS: Hit the road

Acts 8:26-39 - Philip and the Ethiopian

SECRET
AGENTS

MAKE IT STICK!

5 Simple Ways You Can Make This Lesson Stick With your Kids

IN THE CAR:



Ask your child what they learned about this week:

God had a special mission for Philip – travel the road going from Jerusalem to Gaza. There, Philip met an Ethiopian man who was reading scripture, but did not understand what he was reading. Philip was able to explain the good news of Jesus to him, and lead him to become a follower of Jesus. Acts 8:26-39, Philip and the Ethiopian



HANGING OUT:

Make this week's lesson real:

Be on the lookout for a spontaneous chance to serve someone as a family. Seize the moment, and afterwards, ask your kids if they think God had a part in arranging that moment for them to serve.



AT DINNER:

Here are some great discussion starters:

- Why was Philip ready to act
- What are some ways God might use us to help His mission
- What are some things we can do to be ready when God calls us



AT BEDTIME:

Quiz your child on this week's memory verse:

"I am not ashamed of the good news. It is God's power. And it will save everyone who believes." Romans 1:16a (NIRV)



PARENT TIME:

What you need to know:

God wants us to stay alert, to be on the lookout for opportunities to serve anytime and anywhere. Ask God to make you and your family aware and alert so you won't miss your chance to serve the Lord.

Decode the sentence below using your decoder.

A = G

Z e l Q j l o e u g f b g i v y e z

— — — — — — — — — — — — — — — — — —

h b v u e f j v p !

— — — — — — — — — — !

Find one of these verses in your Bible. Code it out using the decoder and challenge someone to find out which verse it is.

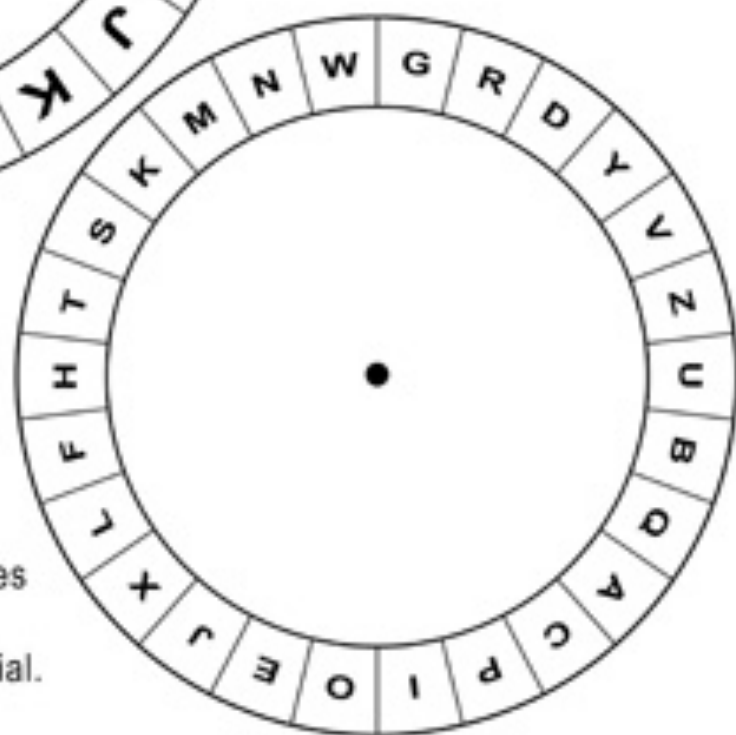
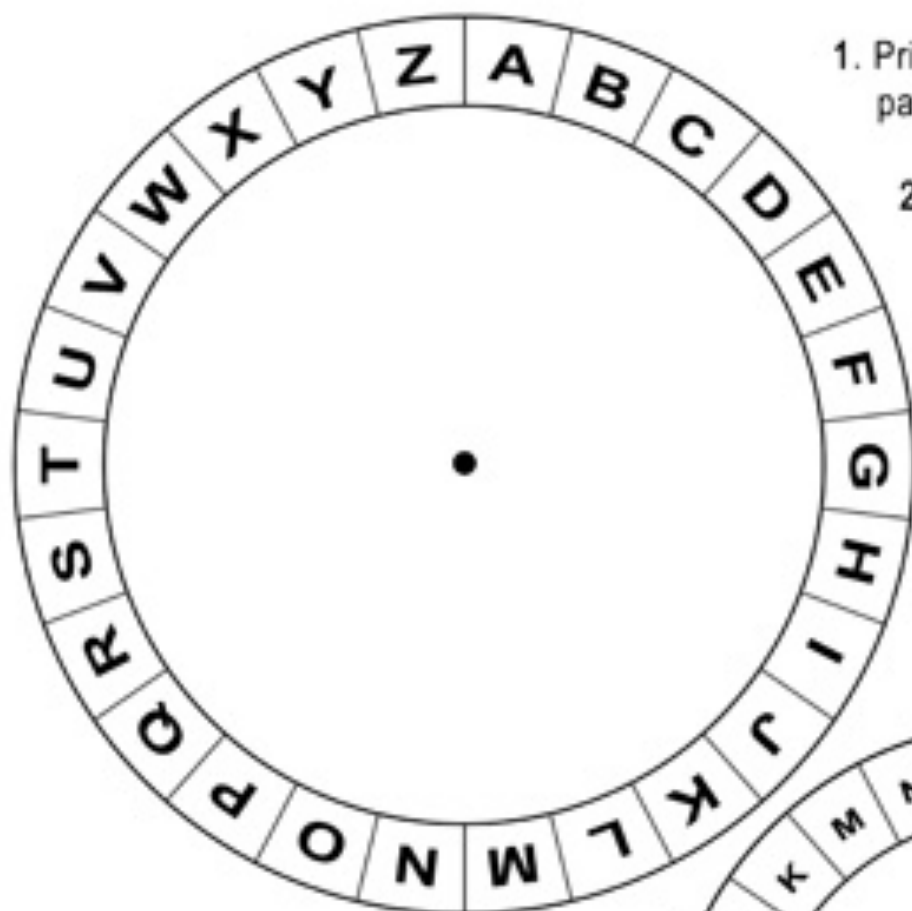
Mark 16:15 - Romans 10:13 - 1 Chronicles 16:24

Decoder Wheel Activity: Random Alphabet Version



Create and decipher secret codes with your friends!

1. Print this page on heavy stock paper (& another for a friend)!
2. Cut out the two circles.
3. Center the small circle on top of the larger circle & secure through the center with a paper fastener or small nut & bolt.



How it Works



Select a key combination by lining up any letter on the larger dial with a letter of your choice on the inner dial. Tell your friend which two letters you lined up & once their dial is set to match you can write & decipher messages by using the letters on the inner dial in place of the real letters on the outer dial. (more detailed instructions in the post)

Craft "Bible Story Scene"

Instructions: One copy per child. Cut apart Bible story puppet. Children color the scene and puppet. Tape a craft stick to the puppet and cut the slit where indicated on the Bible story scene. Children can insert the puppet and move it along in the scene.

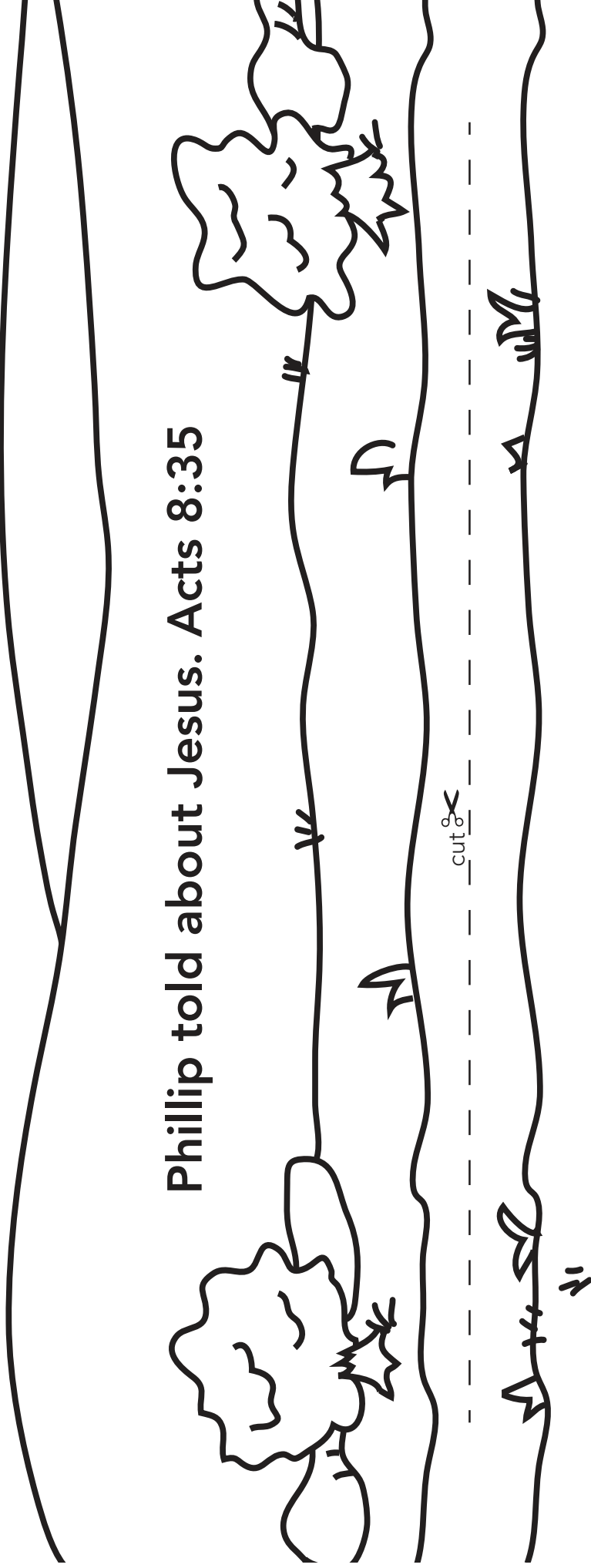
NT09 Lesson 4 Hour A Craft Time

God's Unfolding Story for Older Preschoolers, Copyright © 2013 - SundaySchoolZone.com



cut ✂

Phillip told about Jesus. Acts 8:35



cut ✂

